

Happy Bunkers

A guide to bunkering in IJmuiden

By

Adam Marshall

2nd Edition

2009

In the summer of 2005 Noey Turk, Frederieke Blok en myself figured that bouldering on the bunkers near my home in IJmuiden must be possible and decided to go take a look. To our surprise each bunker was a trove of small gems with many different challenges and styles.

During the course of the summer and the following fall Sjaak Verbeek and I spent two or three days a week opening new boulders and hanging out in the dunes in nice weather. Since then Bart van Raaij en Dennis Thijsen have opened a number of difficult problems making the bunkers a complete and challenging area with problems ranging from 4 (fb) to 7B. Currently there are 104 boulders known and many more possible.

I would like to thank Noey Turk, Frederieke Blok, Sjaak Verbeek, Leo Keppy, Teske Clijsen, Bart van Raaij, Dennis Thijssen, Rhodo Jeldres, Benno Netelenbos, Martijn van Dam, Rutger van der Hoeven, Willem Rekveld, Pelle Van Dam, Benjamin Robichon and anyone else who spent time opening boulders, taking pictures, painting little black spots, making sandwiches and whistling while they worked without them this topo never would have happened and Holland still would be without a permanent outdoor bunkering area.

A special thanks to Klimmuur Haarlem en Jelmer Melis for the financial support.



The bunkers at IJmuiden

By Rutger van der Hoeven

„We are waiting for the long-promised invasion. So are the fishes”, England’s leader Winston Churchill famously said when inspecting British coastal defenses in 1940. A German landing loomed over Western Europe’s last stronghold against Hitler. But Britain’s victory in the battle for control of the skies and mounting problems in the German campaign against the Soviet Union soon turned the tables. To spare soldiers for the eastern campaign, warding off an invasion from the West became a strategic priority for Germany’s war planners. This required fortifying Europe’s western shores, culminating in 1942 in the massive Atlantikwall project.

The ‘Wall’ envisioned 15.000 fortifications (over 10.000 were actually built) stretching along the Norwegian coast and from the Dutch Wadden Island Schiermonnikoog to Biarritz in Southern France. On the almost 5000 kilometers of shores, which became forbidden zones, a deadly forest was erected of barbed wire, steel anti-tank poles, anti-paratrooper spikes and mines. They form the most elaborate coastal defense in history.

At strategic positions ‘fortresses’ were erected: clusters of bunkers, command posts and artillery, sometimes linked by narrow underground tunnels. Fortresses were designed to be able to hold out against an enemy siege for months without help. All civilian houses and infrastructure that stood in the way were cleared, and garrisons were under explicit orders to fight to the last man. One of these sites was IJmuiden.

The cluster of bunkers that are today climbed by boulders formed only a small, if vital, part of Fortress IJmuiden. Together, they formed Coastal Battery Heerenduin. The most impressive of Heerenduin’s bunkers, now dubbed Amsterdoomed, was the battery’s command post. Over 2300 metric meters of concrete were used to build it, and it housed communications and distance measuring equipment. Only the top two rooms are accessible, the much larger lower level is now buried by sand. The other four large bunkers, with their imposing roofs, are all of the same design. Their 2 meter-thick walls and roof shielded large 17-centimeter guns with a 20 kilometer reach. Other fortifications at this site were ammunition storages, barracks and light artillery pivots.

Because they make excellent bouldering objects with great views. Most Atlantikwall bunkers have been razed, closed to the public or are overgrown. Others are in poor shape or badly soiled. But many hundreds still exist, in Holland primarily in Hoek van Holland – an important fortress that protected the vital port of Rotterdam – and in Den Haag, where over 3000 houses were demolished to make way for Festung Scheveningen. The remaining bunkers there, in Den Helder, Hoek van Holland, in Zeeland and in other locations, remain – to our best knowledge – to be climbed.

More on the Atlantikwall in the Netherlands:

www.hitlersatlantikwall.nl/

http://atlantikwall.net/today_nl.htm

www.bunkerarchief.nl

www.wn2000.nl/

‘Rutger van der Hoeven is a historian at Utrecht University, and opened problems at Amsterdoomed’.



From England take the ferry to IJmuiden from New Castle. Walk towards the sea along the Badweg. After camping Duindoorn , duck under the fence and follow the path too bunker one.

From Amsterdam take bus 82 to IJmuiden seaport exit at the above mentioned camping.

From Haarlem take bus 75 and follow the instructions above.

By car take the A9 too IJmuiden.
Follow the signs to IJmuiden aan zee.
Parking is free before the campground
on the Badweg

If you are coming for more than one day
you can find info about the campground
at www.duindoorn.nl.



Oudendijk

Heemskerk

Voorweg

Tolweg

Zeestraat

Vogelmeenweg

Bevenwijk

A9, Rijksweg A9

orderbuitenkanaal

haven

Ijmuiden

Kagerweg

A9

Heuvelweg

A208

Genieweg

Oostlaan

Zijkanaal

Zuid-Kennemerland

Ringweg

Spaarn

Bloemendaal

Rijksweg

Lagedijk

Kerkweg

200, Zeeweg

8

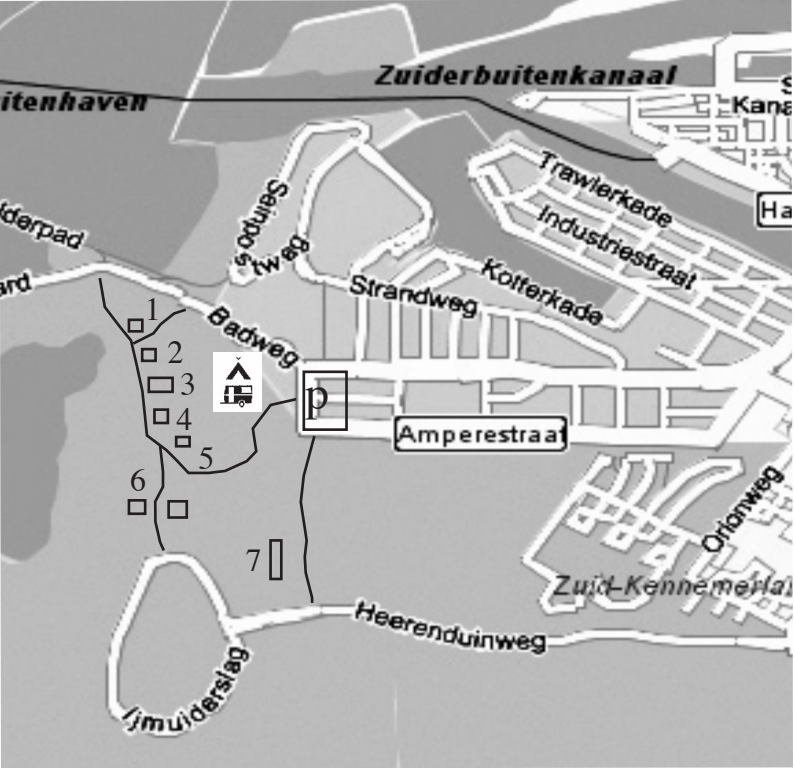
Haarlem

Elsdout

A20

Zwa





1. Der Krimi Bunker	Pages 13 to 22
2. Bunker 2	Pages 23 to 28
3. Amsterdooomed	Pages 29 to 35
4. Freds Quiche Bunker	Pages 37 to 43
5. The Missing Girl	Pages 45 to 52
6. Untergang	Pages 53 to 62
7. Die Mauer	Pages 65 to 66

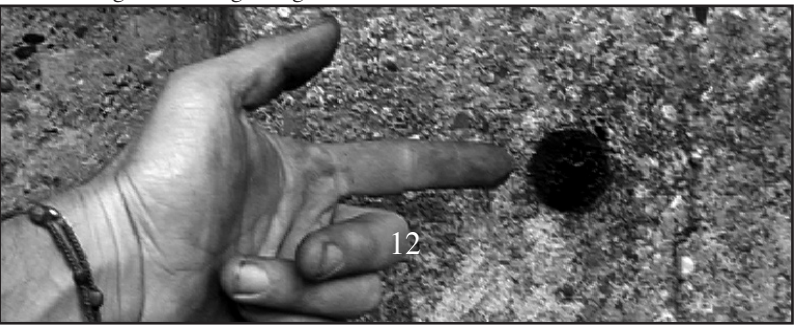
A brief note on the nature of the boulders and the grades. Climbing at the bunkers is generally vertical with rounded Bleau style top outs. Holds are sharp and small. We have tried to maintain a realistic grading system based loosely on the french bouldering scale.

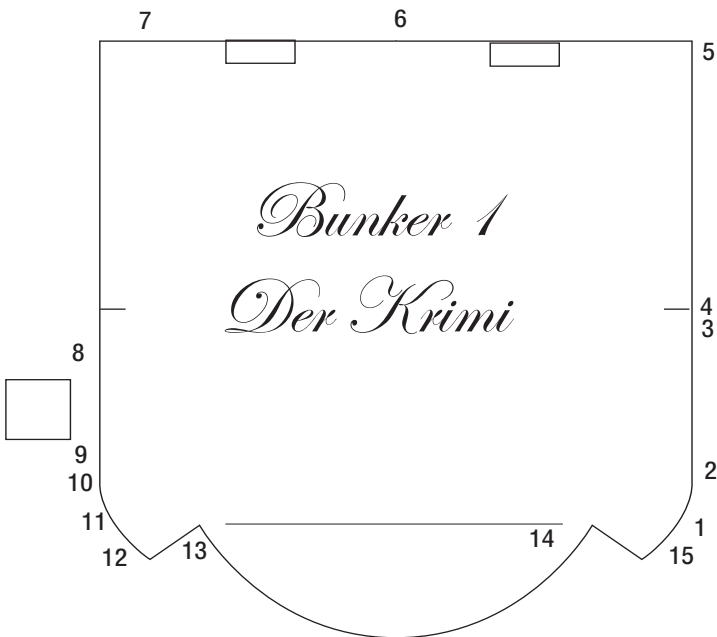
WARNING!!!

We would like to remind everyone that bouldering is a dangerous sport and although we have tried to remove loose holds where we have found them the structures are man made and continue to decay. Having a good spotter is essential as some of the boulders are high and some of the landings less than ideal. Anyone using this book assumes all responsibility for any injury including paralysis and death resulting from bouldering. This book is not intended as an instruction manual and if you are unsure of your ability to handle the hazards which may arise use the services of a professional climbing guide or instructor.

All boulders were opened without chipping or gluing. If a project is too hard for you please leave it for someone who can! Really! All glued holds will be removed and all chipped holds filled when found.

Each boulder is marked at the beginning with a black spot (See Below) Some boulders may have multiple spots indicating that the beginning has been extended.





No.	Name	Grade	First Ascent
1	?	4	?
2	Ninja	6	Adam
3	Rex Links	6	Sjaak
4	Rex Rechts	5	Rhodo
5	Tampert	4+	Sjaak
6	Leuchte Turme	6	Sjaak
7	?	4+	?




8	?	4+	Sjaak
9	?	5	Adam
10	?	5	Adam
11	Derrick	5	Sjaak
12	Der Alte	5	Sjaak
13	Tat Ort	5	Sjaak
14	Traverse to 13	5	Rhodo
15	Nanjemub	5	Martijn



1 Nanjemub
 2 Ninja
 3 Rex Links
 4 Rex Rechts
 5 Tampert


5 Martijn
 6 Adam
 5+ sds Sjaak
 5sds Rhodo
 4 Sjaak





5 Tampert
 6 Leuchte Turme
 7 ?

4+ Sjaak
 6 Sjaak
 5 ?





Sjaak shows us where



8	?	4+	Sjaak
9	?	5	Adam
10	?	5	Adam
11	Derrick	5	Sjaak

Bunker 1b



1.

Dreamer

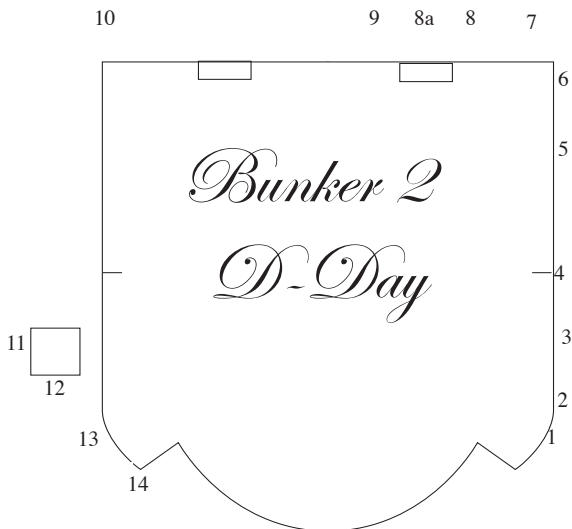
5 sds

Sjaak



Just an extra small thanks to Sjaak Verbeek, without whom I would still be stranded on the A9 without diesel, probably more than half of the boulders in this book would still be waiting for a first ascent, and the summer of 2006 wouldn't have been even close to as fun as it was.


P.S. Sjaak didn't die he just moved to France.



1	Taste the Waste		
2	?	?	?
3	Finnewaal	5	Martijn
4	King for a Day	5	Sjaak
5	Fool for a Lifetime	5	Sjaak
6	?	4+	Adam
7	?	4+	?



8	?	?	?
8A	Fat skinny People	5	Pelle
9	Wiedergutmachungsschnitzel	4	Sjaak
10	The Mighty Quinn	5+	Adam
11	Einzelfahrt	6/6+	Rhodo
12	Einzelfahrt Direct	6/6+	Adam
13	D-Day	6+	Dennis
14	B-day	6+	Bart



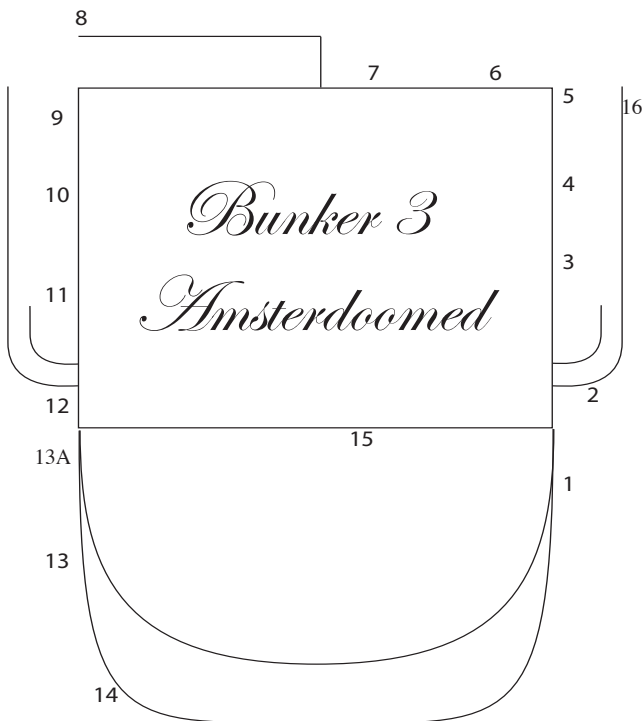
1	Taste the Waste	6	Adam
2	?	?	?
3	Finnewaal	5	Martijn
4	King for a Day	5	Sjaak
5	Fool for a Lifetime	5	Sjaak
6	?	4+	Adam
7	?	4+	?
D	Down climb here over the two iron pins. It's a bit scary and would be good to have a spotter.		





7	?	4+	?
8	?	?	?
8A	Fat skinny People Begin by 8 and exit in 7	5+	Pelle
9	Wiedergutmachungsschnitzel	4	Sjaak
10	The Mighty Quinn	5+	Adam
11	Einzelfahrt	6	Rhodo
12	Einzelfahrt Direct	6	Adam
13	D-Day	6+	Dennis





1	Atlantic Wall	5	Rutger
2	?	6	rhodo
3	Bionic	5	Adam
4	Rob	6	Sjaak
5	pusher	5	Sjaak
6	?	5	?
7	?	5	Adam
8	Die Ecke	5	Sjaak
9	666	6	Sjaak
10	?	?	?
11	Pantser	?	Rutger
12	Hole Chi Min	4	Adam
13A	Michgatniet	5	Benjamin
13	?	4	?
14	?	5	?
15	De Dief	7/7+	Bart
16	Tutankhamun	4	Pelle



1 Atlantik Wall
 2 ?
 3 Bionic
 4 Rob

5 Rutger
 6 sds rhodo
 5 Adam
 6 Sjaak



- | | | | |
|----|--|--------|-------|
| 15 | De Dief | 7/7+/? | Bart |
| | A foot hold broke leaving the grade uncertain. | | |
| 16 | Tutankhamun | 4 | Pelle |



	3	Bionic		5+	Adam
4	Rob		6	Sjaak	
5	Pusher		5	Sjaak	
6	Anti Human		5+	Adam	
7	?		5	Adam	
8	Die Ecke		5	Sjaak	





photo Leo Keppy




8	Die Ecke without the back edge
9	666
10	?
11	Pantser
12	Hole Chi Min
13A	Michgaatniet
13	?
14	?

5	Sjaak
6	Sjaak
?	?
?	Rutger
4	Adam
5	Benjamin
4	?
5	?

Teske in fat skinny people page 27 photo Adam Marshall





1	11 September	7	Bart
2	Voor Ween	6/6+	Benjamin
3	Impending Doom	5	Adam
4	Bunker Finger	6+sds	Adam
5	?	?	?
6	De Baard	?	?
7	?	4	pelle
8	?	4	?
9	Ko-Lanta	6+	Jan Willem
10	Beter dan Grit	6/6+	Bart
11	?	4	Sjaak



12	?	4	Sjaak
13	?	4	Adam
14	?	4	Adam
15	Rücksichtslos	7	Bart
16	Eiger	6	Bart
17	Befehl ist Befehl	5+	Rik
18	Ooze Bezerk	6	Adam
19	May Day	7	Bart
20	Italian 38 1/2	6/6+	Casper
21	V-Day	6+	Bart



5	?	?	?
6	De Baard	?	?
7	?	4	?
8	Doris Day	5	Koen
9	Ko-Lanta	6+	Jan Willem
SDS			
7	Beter dan Grit	6/6+	Bart



11	?	4	Sjaak
12	?	4	Sjaak
13	?	4	Adam
14	?	4	Adam
15	Rücksichtslos	7	Bart

As the name suggests this is a scary, dangerous boulder which should be scouted and cleaned well before being attempted.

15 Rucksichtlos
16 Eiger

7 Bart
6 Bart



17
18

Befehl ist Befehl
Ooze Bezerk

5+
6

Rik
Adam




17

18

18

17

42



16

Eiger

6

Bart



Regent het?

Klimmuur Haarlem
Spaarndamseweg 120 B
2021 KA Haarlem

023-5259997

www.deklimmmuur.nl



1	Duvel Duvel	6+	Dennis
2	MdeKwastNiet	6/6+	Martijn
3	E-Meeuwen	6+	Bart
4	A-Day	6/6+	Bart
5	The Alpinist	6	Martijn
6	Noeys Flake	5	Adam
7	De Rooie Kater	4	Benno
8	?	4+	?
9	Immanuel	4	Benno
10	Linker Nis	5	?
11	Word Perfect	5	Reinder
12	Get The Message	5	Benno
13	Linke Boel	5+	Dennis
14	Kater	2	Benno





3 E-Meeuwen
 4 A-Day
 5 The Alpinist
 6 Noeys Flake

6+ Bart
 6/6+ Bart
 6 Martijn
 5 Adam





7
8

De Rooie Kater
?

4
4+


Benno
?

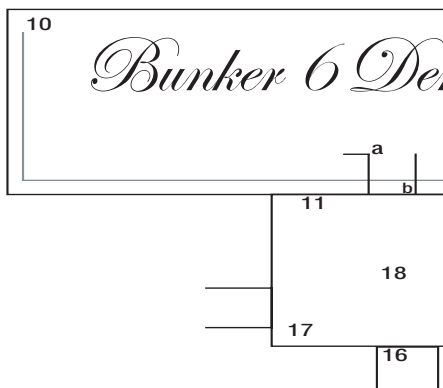
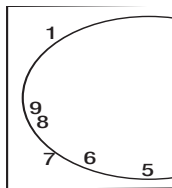


1	Duvel Duvel	6+	Dennis
2	MDeKwastNiet	6/6+	Martijn
2	E-Meeuwen	6+	Bart
3	A-Day	6/6+	Bart

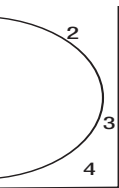


7	Immanuel	4	Benno
8	Linker Nis	5	?
9	Word Perfect	5	Reinder
10	Get The Message	5	Benno





1	?	6	Sjaak
2	Feel Good Yankee	5+	Adam
3	The Holy One	4+	Sjaak
4	21st Century Digital Boy	5+	Sjaak
5	Supper Tramp	5	Teske
6	Grasshopper	6	Teske
7	?	4	Adam
8	Wounded Knee	6	Adam
9	The Less Holy One	4+	Teske



Untergang

12	
13	
	14
15	

10	Walk in the Park	5+	Sjaak	
11	Barking Carnies L	6	Adam	
12	Barking Carnies R	6	Adam	
13	?		5	?
14	Learning to crawl	4	Adam	
15	?		4	?
16	?		5	?
17	Walking Home	5	?	
18	(W)Hole Traverse	6	Sjaak	



1	?	6 sds	Sjaak
Same as number 2			
9	The Less Holy One	4+	Teske
Begin in the small room and climb out of the hole and over the edge of the pit.			



2 Feel Good Yankee 5+ sds Adam
Begin sitting on the brick wall and work your way around
overhang to the indentation in the edge of the pit.



6	Grasshopper	6 sds	Teske
Sit Start begins at corner and moves through the square hole and to the edge.			
7	?	4 sds	Adam
8	Wounded Knee	6 sds	Adam



4 21st century digital boy 5+ Sjaak
start at the bottom of the stairs and chimney your way up
through the corners and around the top edge.



11 Barking Carnies L
12 Barking Carnies R


6 Adam
6 Adam

11,12



For both 11 and 12 start standing at the back left corner of the corridor and exit avoiding the brick side walls.





10

Walk in the Park

5+

Sjaak

Use only the sloping surface avoiding the top edge and the two walls. Be careful of the hole! Boulder ends around the corner. Bring a broom it can be sandy.





Pelle in Barking Carnies R page 60, with his own new extended beginning. photo Adam Marshall

Bunker 7 Die Mauer



1.	?	4	Sjaak
2	?	4+	Sjaak
3	Gegen Die Wand Use Left Edge	5+	Sjaak
4	?	5	Sjaak
5	Vis Rokerij	5+	Adam
6	?	4+	Willem



Please Remember to pack out someone else's trash.



Benjamin in Pusher page 33 Photo Teske Clijsen

If you open new boulders
please contact us at:
happybunkers@gmail.com

Notes

Notes

© 2007 Adam Marshall All Rights Reserved

Cover: Adam in Barking Carnies L photo Teske Clijsen
Back Cover: Pelle in the Endless Summer photo Adam Marshall